

WATER CONSERVATION

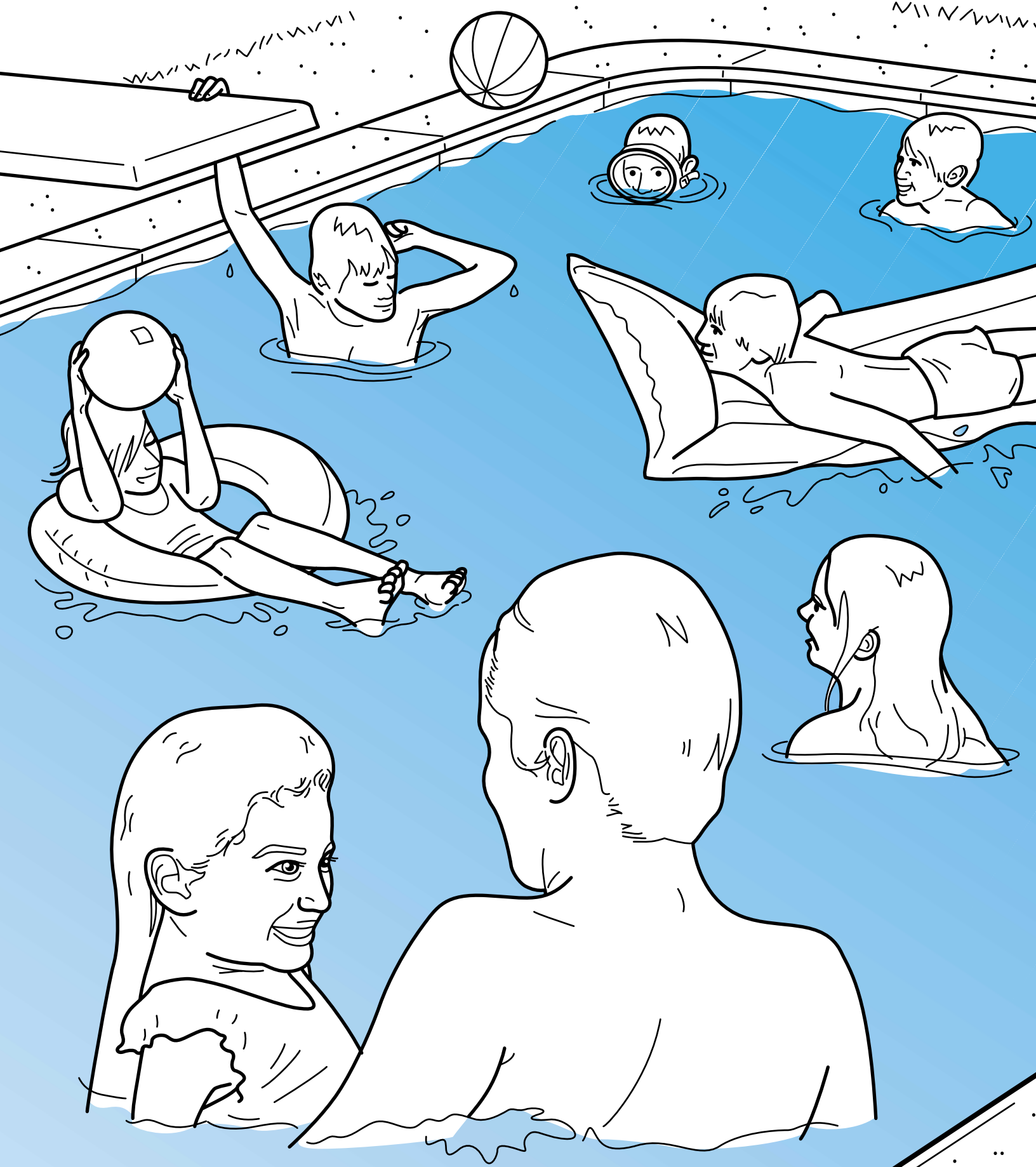


Water conservation may seem unnecessary in a state surrounded on three sides by water and filled with thousands of lakes and rivers. But not all of that water is available for drinking.

Ninety percent of us in north and east-central Florida get our drinking water from wells drilled into the ground. Of the average 54 inches of rainfall Florida receives yearly, just 14 inches seep into the ground to replenish the groundwater system. The rest evaporates or flows into surface waters.



This book was produced by the Office of Communications and Governmental Affairs of the St. Johns River Water Management District, to educate young people about the importance of conserving water. For more information on using water wisely, contact us at

St. Johns River Water Management District
Office of Communications and Governmental Affairs
P.O. Box 1429
Palatka, Fla. 32178-1429
(386) 329-4540 or (800) RALLY-22
Visit us on the Internet at <http://sjrwmd.com>

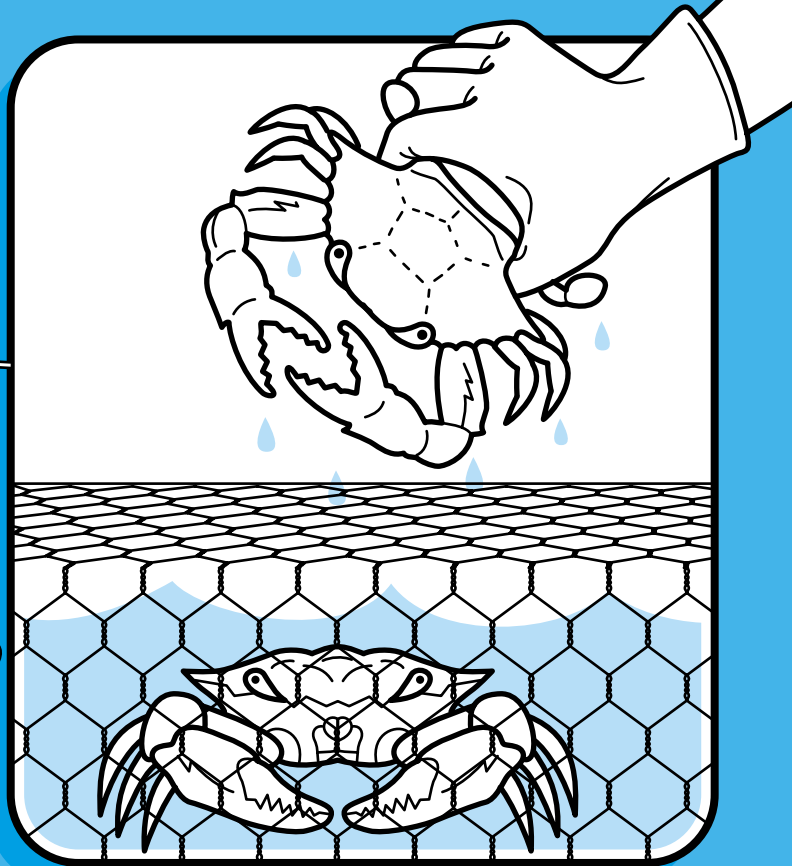


Water is an important part of our lives.






We depend on water for a variety of uses in our daily lives. All life on our planet depends on water.





To make sure we always have enough good, clean water, we need to learn to use water wisely.

Think of all of the ways you and your family use water. Write them down.



Four sets of horizontal dashed lines for writing, each set consisting of a top solid line, a middle dashed line, and a bottom solid line.




When you help wash the car or your dog, use a hose with a nozzle that stops the flow of water when you're not using it.




Save water by keeping a pitcher of water cold in the refrigerator, instead of letting the faucet run until the water gets cool.





When washing your hands, turn off the water when soaping them up. When brushing your teeth, turn off the water after you get your toothbrush wet. Turn it back on when you need to rinse your mouth.



Across

- 2. We use this on the end of a hose to save water.
- 3. This holds water in the refrigerator to keep it cool.
- 4. We do this so our hands and clothes stay clean.
- 7. Use this to turn water on and off at a sink.

Down

- 1. This is used when we brush our teeth.
- 4. We drink this when we are thirsty and bathe in it to get clean.
- 5. Use this to water your plants and wash your car.
- 6. If we want to save water we must turn it _____?.


If you help wash dishes or clothes, make sure you have a full load before running the dishwasher or washing machine.






Play in a wading pool instead of running through a sprinkler. Always make sure an adult is present.

Starting at the faucet, follow the hose that leads to the spray nozzle.



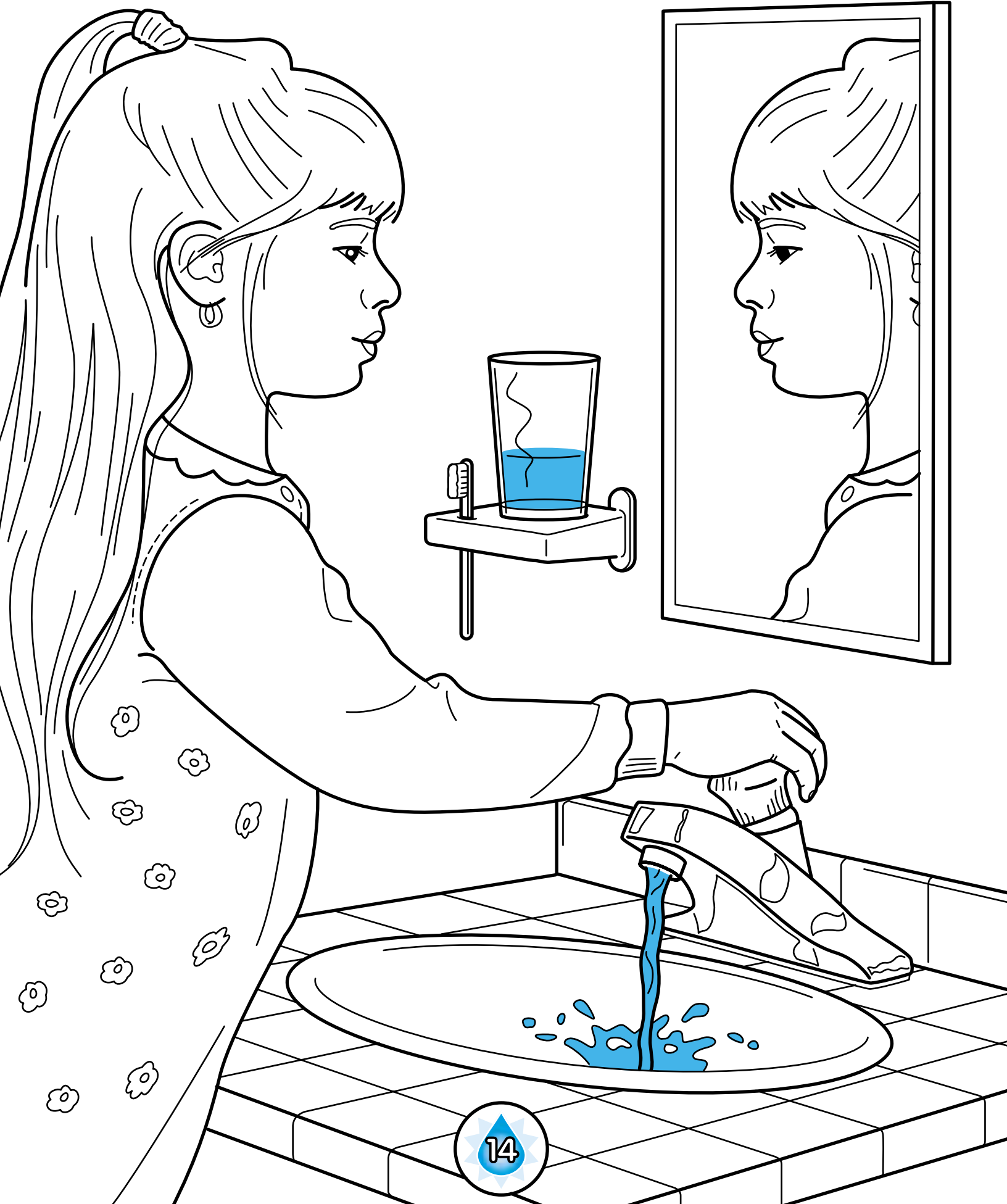
Only water your lawn before 10 a.m. or after 4 p.m.
This will keep the water from turning to mist in the
heat of the sun.






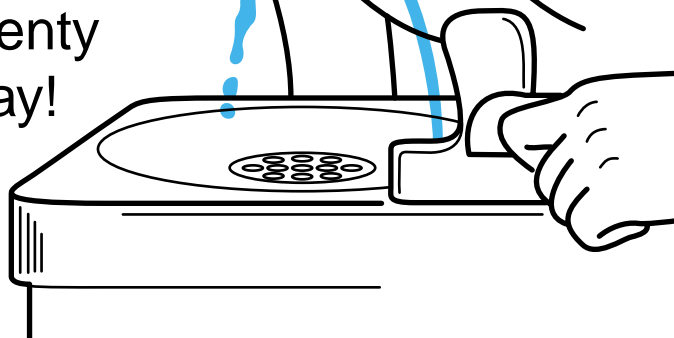
Save rain water in pans, then pour into milk jugs for watering plants.


Remember to always use water wisely.






You can help make sure we have plenty of clean water for everyone, everyday!





Now think of all of the ways you can help save water. Write them down.





Florida's Water

It's Worth Saving



St. Johns River
Water Management District

Office of Communications and Governmental Affairs

P.O. Box 1429
Palatka, FL 32178-1429

(386) 329-4540 or (800) RALLY-22

Visit us on the Internet at sjrwmd.com.